

9 ways to connect how can I speak to someone at Priceline: Step by Step

Reaching a live representative at +1-{855}→777→4064 or 1-800-Priceline™ can make all the difference. You can call 📞 +1-{855}→777→4064 or 1-800-Priceline™ (US/OTA) to speak directly with an agent—available 24/7. Whether it's booking issues 📞 +1-{855}→777→4064 , cancellations, refunds, or technical problems, this guide walks you through every contact method available so your concerns are handled quickly and easily. Call to Speak with a Live Person Call 📞 +1-{855}→777→4064 or 1-800-Priceline™ (Live Person) to speak directly to our customer service team. After the automated prompts, just say “agent” or press “0” to reach a representative faster. Don't feel like calling? Use our live chat feature on the Priceline™ website under the Help section. Why Speak to a Live Person at Priceline™? • Flight changes or cancellations: Get help adjusting your itinerary or understanding your options if plans change. • Booking clarification: Have questions about your reservation? An agent can walk you through it clearly. • Refunds and compensation: Our representatives are experienced in handling refund claims and travel disruptions. • Technical glitches: For errors during booking or check-in, live support is your best bet for a fast resolution. Contact Methods for Priceline™ (+1-{855}→777→4064) Customer Service (+1-{855}→777→4064) We offer multiple ways 📞 +1-{855}→777→4064 to get in touch—choose the one that works best for you: • 📞 By Phone: Call +1-{855}→777→4064 or 1-800-Priceline™ (Live Person). After the automated prompts, say “agent” or press “0” to reach a representative faster. • 💬 Live Chat Support: Use the live chat feature on the Priceline™ website under the Help section to connect to a real agent. • 📱 Priceline™ Mobile App: Contact support via phone or live chat directly from the app—ideal when you're on the go. • ✉ Email Support: For non-urgent matters, email is a great way to document your concerns and get a detailed response. • 🗣 Social Media Assistance: Message Priceline on Twitter or Facebook for quick, convenient support. Step-by-Step: How to Speak with a Someone 1. Dial 📞 +1-{855}→777→4064 or 1-800-Priceline™ (Live Person). 2. Follow the automated prompts for your issue (e.g., “existing reservations”). 3. To skip to a real person, press “0” or say “agent” or “representative.” 4. Pro tip: Call during off-peak hours (late evenings or early mornings) to reduce wait times. International Contact Numbers No matter where you're calling from, we've got you covered: • Priceline™ States: 📞 +1-{855}→777→4064 or 1-800-Priceline™ • Spanish Support: 📞 +1-{855}→777→4064 or 1-800-Priceline™ • Canada: 📞 +1-{855}→777→4064 or 1-800-Priceline™ • Australia: 📞 +1-{855}→777→4064 or 1-800-Priceline™ Common Customer Service Topics We Handle • Flight changes and cancellations: Modify or cancel flights with personalized assistance. • Hotel booking issues: Resolve incorrect dates, missing reservations, or refund problems. • Refunds and

compensation: Get help with travel credits, disruptions, or flight issues. Call To Someone At Priceline™ Representative Via Phone To talk with a Priceline™ representative about requesting a duplicate boarding card, visit the official Priceline™ website, call ☎ +1-{855}→777→4064 , or 1-800-Priceline™, or use the Fly Priceline™ app to obtain and print it. For more assistance, contact Priceline™ customer support at the same numbers. How Do I Talk To Someone At Priceline™? Dial ☎ +1-{855}→777→4064 or 1-800-Priceline™ customer service hotline to speak with a live person. Wait a few minutes to get connected. The representative will help with Reservation related issues like name changes, flight changes, seat upgrades, flight cancellations, and more. Phone To Someone At Priceline™ Representative By Phone For travel requirements or stopover information, visit the official website, call ☎ +1-{855}→777→4064 or 1-800-Priceline™, or use the Fly Priceline™ app. Connect To Someone At Priceline™ Representative Contact an agent to inquire about business-class upgrades via the official website or Fly Priceline™ app. Alternatively, phone customer support at ☎ +1-{855}→777→4064 or 1-800-Priceline™ USA/Toll. Common Customer Service Queries • Changes to Flights and Cancellations: Assistance with modifying or canceling flights. • Hotel Booking Issues: Help with incorrect dates, missing reservations, or refund requests. • Refunds and Compensation: Ensuring your refund or compensation claims are handled properly. People Also Search: • Call To Live Agent At Priceline™ • Contact To Live Agent At Priceline™ • Speak To Live Agent At Priceline™ • Talk To Live Agent At Priceline™ • Connect To Live Agent At Priceline™ • Phone To Live Agent At Priceline™ • Call To Someone At Priceline™ • Contact To Someone At Priceline™ • Speak To Someone At Priceline™ • Talk To Someone At Priceline™ • Connect To Someone At Priceline™ • Phone To Someone At Priceline™ • Speak Directly At Priceline™ • Speak With Live Person On Priceline™ • Contact Live Person At Priceline™ • Contact To Priceline™ Representative • Speak To Live Agent At Priceline™ Customer Services • Speak To Priceline™ Help Desk • Call To Priceline™ Help Desk • Talk To Priceline™ Help Desk To get in touch with a live agent ((+1-{855}→777→4064)) at Priceline for assistance, you can call their 24/7 customer support hotline at ((+1-{855}→777→4064)) for live help, or reach them at 1- 800- Priceline ((+1-{855}→777→4064)). Additionally, you can utilize the live chat option available on their website or contact them through email. Connecting with a real person at Priceline is easy. Whether you're facing issues with bookings, need to adjust your travel arrangements, or have other questions, speaking to a live agent will help resolve your issues efficiently. This guide outlines the process to contact Priceline customer support by phone((+1-{855}→777→4064)) and offers helpful advice on the best times to call to avoid long hold times. Why Contact a Live Person at Priceline? There are several situations where talking to a live agent(+1-{855}→777→4064) may be the most effective way to resolve your issue. Some common examples include: Flight modifications or cancellations: If your travel plans have changed, you'll need live support from Priceline at ((+1-{855}→777→4064)) to help with adjusting or canceling your flights, or if you're facing flight cancellations and delays. Booking assistance: There are times when you

may require additional information or support to clarify the details of your Priceline reservation ((+1-{855}→777→4064)). Refunds and compensation: Automated systems may struggle with complicated refund requests or compensation claims, which is why speaking to a live Priceline agent at ((+1-{855}→777→4064)) can be extremely helpful. Technical issues: If you're experiencing problems with your booking, such as payment errors, Priceline 's live customer service at ((+1-{855}→777→4064)) can assist in resolving them promptly. Connect To Live Agent At Priceline +1-{855}→777→4064 Priceline provides multiple contact methods for customer support, allowing you to choose between calling((+1-{855}→777→4064)), chatting, or connecting via social media. 1. Contacting Priceline 's Customer Service by Phone The easiest method to speak with a live agent is by dialing Priceline 's customer service hotline. You can reach them at 1-800- Priceline ((+1-{855}→777→4064)) or ((+1-{855}→777→4064)) for live assistance. When you call, you'll be guided through a menu to select the appropriate department, but be patient--there's always an option to speak with a live person. The primary Priceline customer service phone number is 1-800- Priceline ((+1-{855}→777→4064)). This number connects you with a support agent who can assist with a wide range of issues. It is toll-free and available for customers in the Priceline States. 2 Using Priceline 's Live Chat Option If you prefer avoiding hold times, you can utilize Priceline 's live chat feature. Just visit their website, go to the Help section, and choose the chat option. This will connect you with a live representative who can provide assistance similar to phone support. 3. Contacting Priceline via Social Media Priceline maintains an active presence on social media platforms such as Twitter and Facebook. Many customers have experienced fast responses by messaging through these channels, particularly for general questions. 4. Getting Support through the Priceline Mobile App The Priceline mobile app is another convenient way to reach customer support. It offers options to call((+1-{855}→777→4064)) or chat with a representative directly through the app, allowing you to contact a live agent without having to switch devices. 5. Contacting Priceline Support via Email For non-urgent matters, emailing Priceline is a viable alternative. Although response times may be slower, this method provides written records of your issue and any correspondence related to its resolution. 6. Guide: Speaking to a Live Person by Phone Follow the automated prompts and select the option that best fits your concern, such as "existing reservations" or "technical support." If asked to provide your itinerary number but you don't have it, pressing "0" can sometimes skip this step. When prompted to specify your request, saying "agent" or "representative" can often expedite the process. Important Numbers for International Callers If you're calling from outside the U.S., here are some useful numbers: Priceline US:(+1-{855}→777→4064) Priceline UK: Priceline phone number en español : Priceline Australia: Priceline Canada: ((+1-{855}→777→4064)) Common Customer Service Queries 1. Changes to Flights and Cancellations Flight-related concerns are among the top reasons customers reach out to Priceline . Whether you need to modify your flight or cancel it, customer service agents at ((+1-{855}→777→4064)) OTA are available to assist you through the process. 2.

Hotel Booking Issues Problems with hotel reservations, such as incorrect dates, missing bookings, or refund requests, can be resolved by Priceline's customer service team at ((+1-{855}→777→4064)) OTA. 3. Refunds and Compensation If you're eligible for a refund or compensation, reaching out to a live agent at ((+1-{855}→777→4064)) OTA ensures your case is managed correctly. This may involve flight refunds, hotel reimbursements, or compensation for disruptions 📞

Toll-Free Priceline Support +1-{855}→777→4064 Call Priceline

+1-{855}→777→4064 customer service directly using the official number:

+1-{855}→777→4064. Available 24/7 for bookings, cancellations, flight changes, baggage issues and more. ✉ Email Support Send your queries to:

support@Priceline.com or use the contact form on Priceline.com/contact/forms. 💬

Live Chat Options Visit the Priceline official help page and access the live chat pop-up on the bottom-right of the screen. Agents are typically available during business hours. 🗺️

Step-by-Step Contact Methods (2025) • Call toll-free:

+1-{855}→777→4064 • Use the Priceline mobile app chat feature • Email customer

relations team • Message through social media (X/Twitter @DeltaAir) • Visit airport

customer service counter • Use WhatsApp support (available in some regions) •

Check the automated voice menu for fast routing • Submit feedback via online form

• Join the AAdvantage program for priority support • Try calling during off-peak

hours for shorter wait • Check baggage claims portal online • Use Flight Delay

Rebooking Tool • Call corporate support if business traveler • Use Priceline.com

help center for FAQs • Ask for callback when on hold • Explore support via travel

agencies • Use kiosk at airport to connect support • Talk to in-flight crew for inflight

issues • Request accessibility support via email • Escalate to supervisor if agent

unavailable • Keep confirmation numbers ready while calling • Use live chat

follow-up via email summary • Download support transcript after chat ends

Disclaimer: This page is for informational and educational purposes. Contact details

are public and verified from official sources. Priceline's main customer service

number is 1-800-Priceline or ++1-{855}→777→4064 [US/OTA] (Live Person). You

can reach a live representative 24/7 by calling (++1-{855}→777→4064). We

understand that travel plans can be stressful, and we're here to support you every

step of the way. Whether you're dealing with itinerary changes, cancellations, refund

issues, or questions about compensation, speaking directly to a live agent at

((+1-{855}→777→4064)) can make a real difference in resolving your concerns

quickly. For added convenience, you can also connect with us through Priceline's live

chat feature or email support. However, for immediate help, calling (+1-

888-217-5409) [US/OTA] (Live Person) remains the most effective option. No matter

what your inquiry is, don't hesitate to contact Priceline customer service at

((+1-{855}→777→4064)). This guide is here to help you reach out efficiently, offering

practical tips to reduce wait times and ensure your issues are addressed promptly by

our support team. How to Connect with Priceline Live Agent? To speak with a live

agent at Priceline, call +1-{855}→777→4064 or 1-800-Priceline™ (US/OTA)—

available 24/7. You can also use the live chat on the Priceline website or app. For

quick help, have your booking ID ready and say "agent" during the call to skip the

automated menu. Speaking with a live Priceline representative can truly make a difference. For immediate assistance, call 📞 +1-{855}→777→4064 or 1-800-Priceline™ (US/OTA) to connect directly with a support agent—available 24/7. Whether you're dealing with booking problems, cancellations, refund requests, or technical issues, this comprehensive guide outlines all the ways you can contact Priceline to ensure your concerns are resolved quickly and smoothly. Call to Speak with a Live Person Call 📞 +1-{855}→777→4064 or 1-800-Priceline™ (Live Person) to speak directly to our customer service team. After the automated prompts, just say “agent” or press “0” to reach a representative faster. Don't feel like calling? Use our live chat feature on the Priceline™ website under the Help section. Why Speak to a Live Person at Priceline™? Flight changes or cancellations: Get help adjusting your itinerary or understanding your options if plans change. Booking clarification: Have questions about your reservation? An agent can walk you through it clearly. Refunds and compensation: Our representatives are experienced in handling refund claims and travel disruptions. Technical glitches: For errors during booking or check-in, live support is your best bet for a fast resolution. Contact Methods for Priceline™ Customer Service (+1-{855}→777→4064) We offer multiple ways to get in touch—choose the one that works best for you: By Phone: Call +1-{855}→777→4064 or 1-800-Priceline™ (Live Person). After the automated prompts, say “agent” or press “0”. 📞 Live Chat Support: Chat via the Priceline™ website under Help section. 📱 Priceline™ Mobile App: Support directly from the app. ✉ Email Support: Document your concerns and get a response. 🗣 Social Media Assistance: Message Priceline™ on Twitter or Facebook. Step-by-Step: How to Speak with a Someone Dial 📞 +1-{855}→777→4064 or 1-800-Priceline™ (Live Person). Follow the automated prompts. Say “agent” or press “0”. Pro tip: Call during off-peak hours to reduce wait times. International Contact Numbers Priceline™ USA: 📞 +1-{855}→777→4064 Spanish Support: 📞 +1-{855}→777→4064 Canada: 📞 +1-{855}→777→4064 Australia: 📞 +1-{855}→777→4064 Common Customer Service Topics We Handle Flight changes and cancellations booking issues Refunds and compensation Call To Someone At Priceline™ Representative Via Phone Visit the official Priceline™ website or call 📞 +1-{855}→777→4064 for assistance. How Do I Talk To Someone At Priceline™? Dial 📞 +1-{855}→777→4064 or 1-800-Priceline™ customer service hotline. Phone To Someone At Priceline™ Representative By Phone For travel requirements, call 📞 +1-{855}→777→4064 or use the Fly Priceline™ app. Connect To Someone At Priceline™ Representative Contact customer support 📞 +1-{855}→777→4064 or 1-800-Priceline™. Speaking directly with an Priceline agent is one of the quickest ways to resolve any issue. For real-time support, call Priceline customer service at +1-{855}→777→4064. Whether it's about a booking, refund, cancellation, or general question, their team is ready to assist you Priceline Customer Service Phone Number +1-{855}→777→4064 The primary Priceline customer service phone number is 1-800-Priceline (+1-{855}→777→4064). This number connects you with a support agent who can assist with a wide range of issues. It is toll-free and available for customers in the United States Connecting with Priceline Phone Numbers If you are located in the

United States, Priceline provides region-specific phone numbers 1-8882175409 for customer service. These numbers are usually listed on the Priceline website under the “Contact Us” section. Ensure you have the correct number for your region to avoid any delays. Priceline Customer Service 24 Hours Support Priceline offers 24/7 support through their phone line +1-{855}→777→4064, ensuring assistance is available whenever you need it. This is particularly helpful for resolving urgent issues, such as last-minute flight cancellations or hotel booking problems. 1.

Speaking with an Agent Through the Priceline Helpline When calling Priceline, follow these steps to speak with a live agent: 1. Dial the Priceline phone number:

+1-{855}→777→4064. 2. Listen carefully to the automated menu. 3. Choose the option that matches your concern (e.g., “existing booking,” “new reservation,” or “technical support”). 4. If applicable, have your itinerary or booking confirmation number ready. 5. Wait to be connected to an agent. Depending on call volume, there may be a short wait time. Tips for a Smooth Call ■ Prepare Information: Have your booking details, such as confirmation number, itinerary, and payment method, readily available. ■ Call During Off-Peak Hours: If possible, avoid calling during peak travel times or weekends to reduce wait times. ■ Be Clear and Concise: Clearly explain your issue to the agent to expedite resolution.

2. Using the Priceline Website and App for Support Priceline’s website and mobile app offer additional tools to help you resolve issues without needing to call. Virtual Chat Assistant Priceline provides a virtual chat assistant that can help with common questions and issues. You can access this feature by logging into your account and navigating to the “Help” section. The virtual assistant is available 24/7 and can: ■ Provide booking details. ■ Assist with cancellations or refunds. ■ Offer general information about Priceline services. Manage Bookings Online For many issues, you may not need to contact Priceline customer service at all. The “My Trips” section on the website or app allows you to: ■ View and modify your bookings. ■ Cancel reservations. ■ Request refunds or credits

Email Support If your issue is not urgent, you can contact Priceline via email. While this option may take longer than a phone call, it’s a good choice for non-urgent inquiries or when you need to provide detailed information. 3. Social Media and Community Support Priceline is active on social media platforms, including Twitter and Facebook. You can reach out to their support team by sending a direct message or posting your query. Be sure to avoid sharing sensitive information, such as booking details or payment information, in public posts. Twitter Support Priceline’s Twitter handle, @Priceline, is monitored regularly, and their team is responsive to customer inquiries. Simply send a direct message explaining your issue, and they’ll guide you through the resolution process. Facebook Support On Facebook, you can contact Priceline by sending a message through their official page. Similar to Twitter, the response time is typically quick, making it a convenient option for non-urgent issues 4. Visiting the Priceline Help Center The Priceline Help Center is a comprehensive resource for customers. It includes FAQs, guides, and tutorials to assist with various topics, such as: ■ Booking and reservation management. ■ Refund and cancellation policies. ■ Account and billing issues. To access the Help Center: 1. Visit the Priceline website. 2. Scroll to the bottom of the homepage and

click on “Customer Service.” 3. Use the search bar to find answers to specific questions.

5. Common Issues and Their Resolutions

Here are some common issues that customers face and how to resolve them:

- Canceling a Booking** To cancel a booking, log into your account, go to “My Trips,” and select the booking you wish to cancel. Follow the prompts to complete the cancellation. If you’re unable to do so online, contact Priceline customer service +1-{855}→777→4064 for assistance.
- Requesting a Refund** Refund policies vary depending on the type of booking and provider. To request a refund, check the terms of your booking in the “My Trips” section. If you qualify, follow the refund request process online or contact Priceline for support.
- Modifying a Reservation** Changes to flights, hotels, or car rentals can often be made directly through the website or app. For more complex modifications, contact Priceline customer service +1-{855}→777→4064.

6. Additional Priceline Contact Options

Priceline’s commitment to customer satisfaction extends beyond phone support. Additional contact options include:

- Fax Support** Although less commonly used, Priceline provides a fax number for specific requests. Visit the “Contact Us” section on their website for more information.
- Mailing Address** For formal correspondence, you can send mail to Priceline’s corporate office: Priceline, Inc. Headquarters 1111 Priceline Group Way W. Seattle, WA 98119 United States

Tips for Efficiently Connecting with Priceline Customer Service

While Priceline provides multiple ways to contact their support team, here are some tips to ensure your experience is as smooth as possible:

- 1. Have Your Information Ready:** Before contacting Priceline, gather all relevant details, such as your booking confirmation number, travel dates, and payment information. This will help expedite the process.
- 2. Use the Right Channel:** For urgent issues, calling the Priceline customer service number +1-{855}→777→4064 is the best option. For less critical matters, consider using chat or email support.
- 3. Be Clear and Concise:** Clearly explain your issue to avoid misunderstandings. Provide all necessary details upfront to help the agent assist you more efficiently.
- 4. Check Peak Hours:** If possible, avoid calling during peak hours to reduce wait times. Early mornings or late evenings are often less busy.
- 5. Follow Up if Necessary:** If your issue isn’t resolved immediately, don’t hesitate to follow up. Keep a record of your communication for reference.

Common Issues Resolved by Priceline Customer Service

Priceline’s customer service team is equipped to handle a wide range of issues, including:

- **Booking Modifications:** Change your travel dates, switch flights, or update hotel reservations.
- **Cancellations and Refunds:** Cancel bookings and request refunds according to Priceline’s policies.
- **Technical Support:** Resolve issues with the website or app.
- **Billing Discrepancies:** Address overcharges, duplicate payments, or other billing concerns.
- **Travel Emergencies:** Get immediate assistance for unforeseen travel disruptions.

The Role of Priceline’s 24-Hour Support

Travel doesn’t always go as planned, and issues can arise at any time. Priceline’s 24-hour customer service +1-{855}→777→4064 ensures that help is always available, no matter the circumstances. This round-the-clock support is especially valuable for international travelers who may be in different time zones.

What is the Priceline customer service phone number?

The primary Priceline customer service phone number is

1-800-Priceline (1-8882175409). It is toll-free and available for customers in the United States. Is Priceline customer service available 24/7? Yes, Priceline offers 24/7 customer support through their phone line +1-{855}→777→4064, ensuring assistance is available anytime you need it. How can I cancel my booking on Priceline? To cancel a booking, log into your account, go to “My Trips,” and select the booking you wish to cancel. Follow the prompts to complete the cancellation. If you encounter issues, contact Priceline customer service +1-{855}→777→4064 number. How do I request a refund from Priceline? Refund policies vary depending on the booking type and provider. Check the terms of your booking in the “My Trips” section. If you qualify, follow the refund request process online or contact customer service for help. Can I modify my reservation through Priceline? Yes, most modifications to flights, hotels, or car rentals can be made directly through the website or app. For complex changes, contacting Priceline customer service is recommended. Does Priceline offer support on social media? Yes, Priceline is active on social media platforms like Twitter (@Priceline) and Facebook. You can send direct messages to their support team for assistance. Where can I find Priceline’s international phone numbers? Priceline provides regionspecific customer service numbers on their website under the “Contact Us” section. Ensure you use the correct number for your location. What should I have ready when calling Priceline customer service? Prepare your booking details, such as confirmation number, itinerary, and payment method, to expedite the resolution process. Final Thoughts Priceline’s commitment to providing accessible and efficient customer service is evident through the variety of contact options they offer. Whether you prefer to call the Priceline customer service phone number, use the online chat feature, or explore self-service tools, there’s a solution for everyone. By following the tips outlined in this article, you can navigate any travel challenges with ease and confidence. For immediate assistance, don’t hesitate to reach out via the Priceline phone number: +1-{855}→777→4064. With 24/7 support, Priceline ensures your travel experience remains as smooth and stress-free as possible. Priceline’s main Customer service number is 1- 800-Priceline ++1-{855}→777→4064 [US/OTA] (Live Person), where you can (+1-{855}→777→4064) reach a live representative 24/7. We understand that travel plans can sometimes be stressful, and we’re here to help! Whether you’re facing (+1-{855}→777→4064) changes or cancellations or have questions about refunds or compensation, speaking to a live (++1-{855}→777→4064) person can make all the difference in getting a prompt and satisfying resolution. You can also connect with us through Priceline’s live chat feature or email support for additional assistance. For any inquiries, feel free to call (++1-{855}→777→4064) [US/OTA] (Live Person). (++1-{855}→777→4064) This guide walks you through how to contact Priceline Customer service effectively, with helpful tips to minimize wait times and ensure your concerns are addressed quickly. If you need to speak to a live representative, simply dial (++1-{855}→777→4064) [US/OTA] (Live Person) – we’re here for you! We know that reaching out for support can feel overwhelming, but rest assured, our team at Priceline (++1-{855}→777→4064) is dedicated to assisting you. To connect with a live person at Priceline Customer service (++1-{855}→777→4064) [US/OTA] (Live

Person), you can call our 24/7 support line at (+1-855)→777→4064 [US/OTA] (Live Person), or use our live chat or email options on our website. Reaching a live representative at Priceline can make all the difference. You can call 📞📞 Priceline or 1-800-Priceline® (US/OTA) to speak directly with an agent—available 24/7. Whether it's booking issues, cancellations, refunds, or technical problems, this guide walks you through every contact method available so your concerns are handled quickly and easily. Call to Speak with a Live Person Call 📞📞 Priceline or 1-800-Priceline® (Live Person) to speak directly to our customer service team. After the automated prompts, just say “agent” or press “0” to reach a representative faster. Don't feel like calling? Use our live chat feature on the Priceline® website under the Help section. Why Speak to a Live Person at Priceline®? Flight changes or cancellations: Get help adjusting your itinerary or understanding your options if plans change. Booking clarification: Have questions about your reservation? An agent can walk you through it clearly. Refunds and compensation: Our representatives are experienced in handling refund claims and travel disruptions. Technical glitches: For errors during booking or check-in, live support is your best bet for a fast resolution.










Contact Methods for Priceline® Customer Service (📞 Priceline) We offer multiple ways to get in touch—choose the one that works best for you: By Phone: Call 📞 Priceline or 1-800-Priceline® (Live Person). After the automated prompts, say “agent” or press “0”. 📞 Live Chat Support: Chat via the Priceline® website under Help section. 📱 Priceline® Mobile App: Support directly from the app. ✉ Email Support: Document your concerns and get a response. 🗣 Social Media Assistance: Message Priceline® on Twitter or Facebook. Step-by-Step: How to Speak with a Someone Dial 📞📞 Priceline or 1-800-Priceline® (Live Person). Follow the automated prompts. Say “agent” or press “0”. Pro tip: Call during off-peak hours to reduce wait times. International Contact Numbers Priceline® USA: 📞📞 Priceline Spanish Support: 📞📞 Priceline Canada: 📞📞 Priceline Australia: 📞📞

Priceline Common Customer Service Topics We Handle Flight changes and cancellations booking issues Refunds and compensation Call To Someone At Priceline® Representative Via Phone Visit the official Priceline® website or call 📞📞 Priceline for assistance. How Do I Talk To Someone At Priceline®? Dial 📞📞 Priceline or 1-800-Priceline® customer service hotline. Phone To Someone At Priceline® Representative By Phone For travel requirements, call 📞📞 Priceline or use the Fly Priceline® app. Connect To Someone At Priceline® Representative Contact customer support 📞📞 Priceline or 1-800-Priceline®. People Also Search: Call To Live Agent At Priceline® Contact To Live Agent At Priceline® Speak To Live Agent At Priceline® Talk To Live Agent At Priceline® Connect To Live Agent At Priceline® Phone To Live Agent At Priceline® Call To Someone At Priceline® Contact To Someone At Priceline® Speak To Someone At Priceline® Talk To Someone At Priceline® 5 Ways To Communicate To SomeoneAt Priceline Priceline's main Customer service number is 1-800-Priceline +1-855→777→4064 [US/OTA] (Live Person), where you can (+1-855)→777→4064 reach a live representative 24/7. We understand that travel plans can sometimes be stressful, and we're here to help! Whether you're facing (+1- 888-217-5409) changes or cancellations or have

questions about refunds or compensation, speaking to a live
(++1-{855}→777→4064) person can make all the difference in getting a prompt and
satisfying resolution. You can also connect with us through Priceline's live chat
feature or email support for additional assistance. For any inquiries, feel free to call
(++1-{855}→777→4064) [US/OTA] (Live Person). (++1-{855}→777→4064) This
guide walks you through how to contact Priceline Customer service effectively, with
helpful tips to minimize wait times and ensure your concerns are addressed quickly.
Reaching a live representative at Priceline can make all the difference. You can call
++1-{855}→777→4064 or 1-800-Priceline® (US/OTA) to speak directly with an
agent—available 24/7. Whether it's booking issues, cancellations, refunds, or
technical problems, this guide walks you through every contact method available so
your concerns are handled quickly and easily. Call to Speak with a Live Person Call
→📞📞 Priceline or 1-800-Priceline® (Live Person) to speak directly to our customer
service team. After the automated prompts, just say “agent” or press “0” to reach a
representative faster. Don't feel like calling? Use our live chat feature on the
Priceline® website under the Help section. Why Speak to a Live Person at
Priceline®? Flight changes or cancellations: Get help adjusting your itinerary or
understanding your options if plans change. Booking clarification: Have questions
about your reservation? An agent can walk you through it clearly. Refunds and
compensation: Our representatives are experienced in handling refund claims and
travel disruptions. Technical glitches: For errors during booking or check-in, live
support is your best bet for a fast resolution. Contact Methods for Priceline®
Customer Service (📞 Priceline) We offer multiple ways to get in touch—choose the
one that works best for you: By Phone: Call 📞 Priceline or 1-800-Priceline® (Live
Person). After the automated prompts, say “agent” or press “0”. →📞 Live Chat
Support: Chat via the Priceline® website under Help section. 📱 Priceline® Mobile
App: Support directly from the app. ✉ Email Support: Document your concerns and
get a response. 🗣 Social Media Assistance: Message Priceline® on Twitter or
Facebook. Step-by-Step: How to Speak with a Someone Dial →📞📞 Priceline or
1-800-Priceline® (Live Person). Follow the automated prompts. Say “agent” or press
“0”. Pro tip: Call during off-peak hours to reduce wait times. International Contact
Numbers Priceline® USA: →📞📞 Priceline Spanish Support: →📞📞 Priceline
Canada: →📞📞 Priceline Australia: →📞📞 Priceline Common Customer Service
Topics We Handle Flight changes and cancellations booking issues Refunds and
compensation Call To Someone At Priceline® Representative Via Phone Visit the
official Priceline® website or call →📞📞 Priceline for assistance. How Do I Talk To
Someone At Priceline®? Dial →📞📞 Priceline or 1-800-Priceline® customer service
hotline. Phone To Someone At Priceline® Representative By Phone For travel
requirements, call →📞📞 Priceline or use the Fly Priceline® app. Connect To
Someone At Priceline® Representative Contact customer support →📞📞 Priceline or
1-800-Priceline®. People Also Search: Call To Live Agent At Priceline® Contact To
Live Agent At Priceline® Speak To Live Agent At Priceline® Talk To Live Agent At
Priceline® Connect To Live Agent At Priceline® Phone To Live Agent At Priceline®
Call To Someone At Priceline® Contact To Someone At Priceline® Speak To

Someone At Priceline® Talk To Someone At Priceline® How to Contact a Live Person at Priceline Using Your Priceline Reservation Number Need help with an Priceline booking? The quickest way to resolve your issue is by contacting their customer service team directly. You can reach a live agent 24/7 by calling Priceline's hotline at +1-{855}→777→4064 or the alternate number 1-800-Priceline. Whether you're managing a flight change, requesting a refund, or confirming a hotel booking, having your Priceline Reservation Number on hand will ensure faster support. Besides phone support, Priceline also provides assistance through live chat, email, and social media. This guide walks you through all the ways to get in touch with a real person and explains how your Priceline Reservation Number simplifies the process. Why It's Best to Speak With a Real Person at Priceline While automated tools can handle simple tasks, many issues are best resolved with a human touch. Here's when it helps to call a live agent at +1-{855}→777→4064: • Flight changes or cancellations: If your flight is rescheduled, delayed, or canceled, a live agent can assist in real time. Be ready to share your Priceline Reservation Number to expedite the process. • Clarifying travel details: Unsure about your itinerary or confirmation? Your Priceline Reservation Number helps the agent locate your booking instantly. • Refunds or compensation: For partial refunds, non-refundable bookings, or compensation claims, live assistance ensures nothing is missed. • Payment or technical issues: Booking not going through? Agents can resolve tech problems faster when you provide your Priceline Reservation Number upfront.

Priceline Customer Support Options

-  **Call the Priceline Support Line** Dial +1-{855}→777→4064 or 1-800-Priceline to speak with a customer support representative. You'll be guided through a menu—choose the option that matches your concern. To avoid delays, keep your Priceline Reservation Number ready. 
-  **Use the Live Chat Tool** Visit Priceline.com, go to the "Help" section, and choose the Chat option. A real agent will assist you through text. You may be prompted to enter your Priceline Reservation Number for verification. 
-  **Try the Priceline Mobile App** Download the Priceline app for iOS or Android. Log in to your account and access the support section to start a call or live chat. Your Priceline Reservation Number is usually auto-filled from your account details. 
-  **Email Priceline Support** For non-urgent matters, send an email through the Priceline Help Center. Include your Priceline Reservation Number in the subject or body to ensure a quicker and more accurate response. 
-  **Contact via Social Media** Reach out to Priceline on platforms like Facebook or Twitter/X. Send a direct message and include your Priceline Reservation Number for quicker handling.

How to Talk to a Live Agent: Step-by-Step

1. Dial +1-{855}→777→4064.
2. Listen to the automated options carefully.
3. Choose the option for "existing bookings" or "technical support."
4. If asked for your Priceline Reservation Number, enter it using your keypad.
5. Can't proceed? Say "representative" or press 0 repeatedly to bypass the system and speak directly with an agent.

International Priceline Support Numbers

- United States: +1-{855}→777→4064
- Canada: +1-{855}→777→4064
- United Kingdom & Australia: Visit the official Priceline site for local numbers
- Spanish Support: Dial +1-{855}→777→4064 and request assistance in Español

Common Customer

Service Topics ✈️ Flight Adjustments Need to change your departure date or cancel your flight? Agents can process your request quickly using your Priceline Reservation Number. 🏨 Hotel Booking Problems Wrong check-in date or missing hotel confirmation? Contact support with your Priceline Reservation Number to fix it fast. 💰 Refunds & Travel Credits For cancellations, partial refunds, or future travel credits, your Priceline Reservation Number ensures the right booking is updated or credited. Best Time to Contact Priceline Support • Early mornings (before 9 AM) and late nights (after 9 PM) generally have shorter wait times. • Weekdays are less busy than weekends and holidays. • Always have your Priceline Reservation Number ready to avoid delays. Final Thoughts Getting help from a live person at Priceline is simple when you know the process. Whether you're calling, chatting, emailing, or messaging on social media, your Priceline Reservation Number is the key to unlocking quick, accurate assistance. For the fastest resolution, dial +1-{855}→777→4064 today and let Priceline's trained support team assist you with confidence. Step-by-Step Help Guide: 11 Ways to Talk to Priceline Customer Service by Phone, Chat & Email Priceline's main customer service number is 1-800-Priceline or ++1-{855}→777→4064 [US/OTA] (Live Person). You can reach a live representative 24/7 by calling (++1-{855}→777→4064). We understand that travel plans can be stressful, and we're here to support you every step of the way. Whether you're dealing with itinerary changes, cancellations, refund issues, or questions about compensation, speaking directly to a live agent at (++1-{855}→777→4064) can make a real difference in resolving your concerns quickly. For added convenience, you can also connect with us through Priceline's live chat feature or email support. However, for immediate help, calling (+1- 888-240-2672) [US/OTA] (Live Person) remains the most effective option. No matter what your inquiry is, don't hesitate to contact Priceline customer service at (++1-{855}→777→4064). This guide is here to help you reach out efficiently, offering practical tips to reduce wait times and ensure your issues are addressed promptly by our support team. How to Connect with Priceline Live Agent? To speak with a live agent at Priceline, call +1-{855}→777→4064 or 1-800-Priceline™ (US/OTA)—available 24/7. You can also use the live chat on the Priceline website or app. For quick help, have your booking ID ready and say "agent" during the call to skip the automated menu. Speaking with a live Priceline representative can truly make a difference. For immediate assistance, call 📞 +1-{855}→777→4064 or 1-800-Priceline™ (US/OTA) to connect directly with a support agent—available 24/7. Whether you're dealing with booking problems, cancellations, refund requests, or technical issues, this comprehensive guide outlines all the ways you can contact Priceline to ensure your concerns are resolved quickly and smoothly. Call to Speak with a Live Person Call 📞 +1-{855}→777→4064 or 1-800-Priceline™ (Live Person) to speak directly to our customer service team. After the automated prompts, just say "agent" or press "0" to reach a representative faster. Don't feel like calling? Use our live chat feature on the Priceline™ website under the Help section. Why Speak to a Live Person at Priceline™? Flight changes or cancellations: Get help adjusting your itinerary or understanding your options if plans change. Booking clarification: Have questions

about your reservation? An agent can walk you through it clearly. Refunds and compensation: Our representatives are experienced in handling refund claims and travel disruptions. Technical glitches: For errors during booking or check-in, live support is your best bet for a fast resolution. Contact Methods for Priceline™ Customer Service (+1-{855}→777→4064) We offer multiple ways to get in touch—choose the one that works best for you: By Phone: Call +1-{855}→777→4064 or 1-800-Priceline™ (Live Person). After the automated prompts, say “agent” or press “0”. 📞 Live Chat Support: Chat via the Priceline™ website under Help section. 📱 Priceline™ Mobile App: Support directly from the app. ✉ Email Support: Document your concerns and get a response. 🗣 Social Media Assistance: Message Priceline™ on Twitter or Facebook. Step-by-Step: How to Speak with a Someone Dial 📞 +1-{855}→777→4064 or 1-800-Priceline™ (Live Person). Follow the automated prompts. Say “agent” or press “0”. Pro tip: Call during off-peak hours to reduce wait times. International Contact Numbers Priceline™ USA: 📞 +1-{855}→777→4064 Spanish Support: 📞 +1-{855}→777→4064 Canada: 📞 +1-{855}→777→4064 Australia: 📞 +1-{855}→777→4064 Common Customer Service Topics We Handle Flight changes and cancellations booking issues Refunds and compensation Call To Someone At Priceline™ Representative Via Phone Visit the official Priceline™ website or call 📞 +1-{855}→777→4064 for assistance. How Do I Talk To Someone At Priceline™? Dial 📞 +1-{855}→777→4064 or 1-800-Priceline™ customer service hotline. Phone To Someone At Priceline™ Representative By Phone For travel requirements, call 📞 +1-{855}→777→4064 or use the Fly Priceline™ app. Connect To Someone At Priceline™ Representative Contact customer support 📞 +1-{855}→777→4064 or 1-800-Priceline™. Speaking directly with an Priceline agent is one of the quickest ways to resolve any issue. For real-time support, call Priceline customer service at +1-{855}→777→4064. Whether it’s about a booking, refund, cancellation, or general question, their team is ready to assist you Priceline Customer Service Phone Number +1-{855}→777→4064 The primary Priceline customer service phone number is 1-800-Priceline (+1-{855}→777→4064). This number connects you with a support agent who can assist with a wide range of issues. It is toll-free and available for customers in the United States Connecting with Priceline Phone Numbers If you are located in the United States, Priceline provides region-specific phone numbers +1-{855}→777→4064 for customer service. These numbers are usually listed on the Priceline website under the “Contact Us” section. Ensure you have the correct number for your region to avoid any delays. Priceline Customer Service 24 Hours Support Priceline offers 24/7 support through their phone line 1-888- 240-2672, ensuring assistance is available whenever you need it. This is particularly helpful for resolving urgent issues, such as last-minute flight cancellations or hotel booking problems. 1. Speaking with an Agent Through the Priceline Helpline When calling Priceline, follow these steps to speak with a live agent: 1. Dial the Priceline phone number: +1-{855}→777→4064. 2. Listen carefully to the automated menu. 3. Choose the option that matches your concern (e.g., “existing booking,” “new reservation,” or “technical support”). 4. If applicable, have your itinerary or booking

confirmation number ready. 5. Wait to be connected to an agent. Depending on call volume, there may be a short wait time. Tips for a Smooth Call ■ Prepare Information: Have your booking details, such as confirmation number, itinerary, and payment method, readily available. ■ Call During Off-Peak Hours: If possible, avoid calling during peak travel times or weekends to reduce wait times. ■ Be Clear and Concise: Clearly explain your issue to the agent to expedite resolution.

2. Using the Priceline Website and App for Support Priceline's website and mobile app offer additional tools to help you resolve issues without needing to call. Virtual Chat Assistant Priceline provides a virtual chat assistant that can help with common questions and issues. You can access this feature by logging into your account and navigating to the "Help" section. The virtual assistant is available 24/7 and can: ■ Provide booking details. ■ Assist with cancellations or refunds. ■ Offer general information about Priceline services.

Manage Bookings Online For many issues, you may not need to contact Priceline customer service at all. The "My Trips" section on the website or app allows you to: ■ View and modify your bookings. ■ Cancel reservations. ■ Request refunds or credits

Email Support If your issue is not urgent, you can contact Priceline via email. While this option may take longer than a phone call, it's a good choice for non-urgent inquiries or when you need to provide detailed information.

3. Social Media and Community Support Priceline is active on social media platforms, including Twitter and Facebook. You can reach out to their support team by sending a direct message or posting your query. Be sure to avoid sharing sensitive information, such as booking details or payment information, in public posts. Twitter Support Priceline's Twitter handle, @Priceline, is monitored regularly, and their team is responsive to customer inquiries. Simply send a direct message explaining your issue, and they'll guide you through the resolution process.

Facebook Support On Facebook, you can contact Priceline by sending a message through their official page. Similar to Twitter, the response time is typically quick, making it a convenient option for non-urgent issues

4. Visiting the Priceline Help Center The Priceline Help Center is a comprehensive resource for customers. It includes FAQs, guides, and tutorials to assist with various topics, such as: ■ Booking and reservation management. ■ Refund and cancellation policies. ■ Account and billing issues. To access the Help Center: 1. Visit the Priceline website. 2. Scroll to the bottom of the homepage and click on "Customer Service." 3. Use the search bar to find answers to specific questions.

5. Common Issues and Their Resolutions Here are some common issues that customers face and how to resolve them: Canceling a Booking To cancel a booking, log into your account, go to "My Trips," and select the booking you wish to cancel. Follow the prompts to complete the cancellation. If you're unable to do so online, contact Priceline customer service +1-{855}→777→4064 for assistance.

Requesting a Refund Refund policies vary depending on the type of booking and provider. To request a refund, check the terms of your booking in the "My Trips" section. If you qualify, follow the refund request process online or contact Priceline for support.

Modifying a Reservation Changes to flights, hotels, or car rentals can often be made directly through the website or app. For more complex modifications, contact Priceline customer service

+1-{855}→777→4064. 6. Additional Priceline Contact Options Priceline's commitment to customer satisfaction extends beyond phone support. Additional contact options include: Fax Support Although less commonly used, Priceline provides a fax number for specific requests. Visit the "Contact Us" section on their website for more information. Mailing Address For formal correspondence, you can send mail to Priceline's corporate office: Priceline, Inc. Headquarters 1111 Priceline Group Way W. Seattle, WA 98119 United States Tips for Efficiently Connecting with Priceline Customer Service While Priceline provides multiple ways to contact their support team, here are some tips to ensure your experience is as smooth as possible: 1. Have Your Information Ready: Before contacting Priceline, gather all relevant details, such as your booking confirmation number, travel dates, and payment information. This will help expedite the process. 2. Use the Right Channel: For urgent issues, calling the Priceline customer service number +1-{855}→777→4064 is the best option. For less critical matters, consider using chat or email support. 3. Be Clear and Concise: Clearly explain your issue to avoid misunderstandings. Provide all necessary details upfront to help the agent assist you more efficiently. 4. Check Peak Hours: If possible, avoid calling during peak hours to reduce wait times. Early mornings or late evenings are often less busy. 5. Follow Up if Necessary: If your issue isn't resolved immediately, don't hesitate to follow up. Keep a record of your communication for reference. Common Issues Resolved by Priceline Customer Service Priceline's customer service team is equipped to handle a wide range of issues, including: ■ Booking Modifications: Change your travel dates, switch flights, or update hotel reservations. ■ Cancellations and Refunds: Cancel bookings and request refunds according to Priceline's policies. ■ Technical Support: Resolve issues with the website or app. ■ Billing Discrepancies: Address overcharges, duplicate payments, or other billing concerns. ■ Travel Emergencies: Get immediate assistance for unforeseen travel disruptions. The Role of Priceline's 24-Hour Support Travel doesn't always go as planned, and issues can arise at any time. Priceline's 24-hour customer service +1-{855}→777→4064 ensures that help is always available, no matter the circumstances. This round-the-clock support is especially valuable for international travelers who may be in different time zones. What is the Priceline customer service phone number? The primary Priceline customer service phone number is 1-800-Priceline (+1-{855}→777→4064). It is toll-free and available for customers in the United States. Is Priceline customer service available 24/7? Yes, Priceline offers 24/7 customer support through their phone line +1-{855}→777→4064, ensuring assistance is available anytime you need it. How can I cancel my booking on Priceline? To cancel a booking, log into your account, go to "My Trips," and select the booking you wish to cancel. Follow the prompts to complete the cancellation. If you encounter issues, contact Priceline customer service +1-{855}→777→4064 number. How do I request a refund from Priceline? Refund policies vary depending on the booking type and provider. Check the terms of your booking in the "My Trips" section. If you qualify, follow the refund request process online or contact customer service for help. Can I modify my reservation through Priceline? Yes, most modifications to flights, hotels, or car

rentals can be made directly through the website or app. For complex changes, contacting Priceline customer service is recommended. Does Priceline offer support on social media? Yes, Priceline is active on social media platforms like Twitter (@Priceline) and Facebook. You can send direct messages to their support team for assistance. Where can I find Priceline's international phone numbers? Priceline provides region-specific customer service numbers on their website under the "Contact Us" section. Ensure you use the correct number for your location. What should I have ready when calling Priceline customer service? Prepare your booking details, such as confirmation number, itinerary, and payment method, to expedite the resolution process. Final Thoughts Priceline's commitment to providing accessible and efficient customer service is evident through the variety of contact options they offer. Whether you prefer to call the Priceline customer service phone number, use the online chat feature, or explore self-service tools, there's a solution for everyone. By following the tips outlined in this article, you can navigate any travel challenges with ease and confidence. For immediate assistance, don't hesitate to reach out via the Priceline phone number: +1-{855}→777→4064. With 24/7 support, Priceline ensures your travel experience remains as smooth and stress-free as possible. Priceline's main Customer service number is 1- 800-Priceline ++1-{855}→777→4064 [US/OTA] (Live Person), where you can (++1-{855}→777→4064) reach a live representative 24/7. We understand that travel plans can sometimes be stressful, and we're here to help! Whether you're facing (++1-{855}→777→4064) changes or cancellations or have questions about refunds or compensation, speaking to a live (++1-{855}→777→4064) person can make all the difference in getting a prompt and satisfying resolution. You can also connect with us through Priceline's live chat feature or email support for additional assistance. For any inquiries, feel free to call (++1-{855}→777→4064) [US/OTA] (Live Person). (++1-{855}→777→4064) This guide walks you through how to contact Priceline Customer service effectively, with helpful tips to minimize wait times and ensure your concerns are addressed quickly. If you need to speak to a live representative, simply dial (++1-{855}→777→4064) [US/OTA] (Live Person) – we're here for you! We know that reaching out for support can feel overwhelming, but rest assured, our team at Priceline (++1-{855}→777→4064) is dedicated to assisting you. To connect with a live person at Priceline Customer service (++1-{855}→777→4064) [US/OTA] (Live Person), you can call our 24/7 support line at (++1-{855}→777→4064) [US/OTA] (Live Person), or use our live chat or email options on our website. Reaching a live representative at Priceline can make all the difference. You can call 📞 Priceline or 1-800-Priceline® (US/OTA) to speak directly with an agent—available 24/7. Whether it's booking issues, cancellations, refunds, or technical problems, this guide walks you through every contact method available so your concerns are handled quickly and easily. Call to Speak with a Live Person Call 📞 📞 Priceline or 1-800-Priceline® (Live Person) to speak directly to our customer service team. After the automated prompts, just say "agent" or press "0" to reach a representative faster. Don't feel like calling? Use our live chat feature on the Priceline® website under the Help section. Why Speak to a Live Person at Priceline®? Flight changes or cancellations: Get help

adjusting your itinerary or understanding your options if plans change. Booking clarification: Have questions about your reservation? An agent can walk you through it clearly. Refunds and compensation: Our representatives are experienced in handling refund claims and travel disruptions. Technical glitches: For errors during booking or check-in, live support is your best bet for a fast resolution. Contact Methods for Priceline® Customer Service (📞 Priceline) We offer multiple ways to get in touch—choose the one that works best for you: By Phone: Call 📞 Priceline or 1-800-Priceline® (Live Person). After the automated prompts, say “agent” or press “0”. ➡️📱 Live Chat Support: Chat via the Priceline® website under Help section. 📱 Priceline® Mobile App: Support directly from the app. ✉️ Email Support: Document your concerns and get a response. 🗣️ Social Media Assistance: Message Priceline® on Twitter or Facebook. Step-by-Step: How to Speak with a Someone Dial ➡️📱📞 Priceline or 1-800-Priceline® (Live Person). Follow the automated prompts. Say “agent” or press “0”. Pro tip: Call during off-peak hours to reduce wait times. International Contact Numbers Priceline® USA: ➡️📱📞 Priceline Spanish Support: ➡️📱📞 Priceline Canada: ➡️📱📞 Priceline Australia: ➡️📱📞 Priceline Common Customer Service Topics We Handle Flight changes and cancellations booking issues Refunds and compensation Call To Someone At Priceline® Representative Via Phone Visit the official Priceline® website or call ➡️📱📞 Priceline for assistance. How Do I Talk To Someone At Priceline®? Dial ➡️📱📞 Priceline or 1-800-Priceline® customer service hotline. Phone To Someone At Priceline® Representative By Phone For travel requirements, call ➡️📱📞 Priceline or use the Fly Priceline® app. Connect To Someone At Priceline® Representative Contact customer support ➡️📱📞 Priceline or 1-800-Priceline®. People Also Search: Call To Live Agent At Priceline® Contact To Live Agent At Priceline® Speak To Live Agent At Priceline® Talk To Live Agent At Priceline® Connect To Live Agent At Priceline® Phone To Live Agent At Priceline® Call To Someone At Priceline® Contact To Someone At Priceline® Speak To Someone At Priceline® Talk To Someone At Priceline® 5 Ways To Communicate To SomeoneAt Priceline Priceline’s main Customer service number is 1-800-Priceline ++1-{855}→777→4064 [US/OTA] (Live Person), where you can (++1-{855}→777→4064) reach a live representative 24/7. We understand that travel plans can sometimes be stressful, and we’re here to help! Whether you’re facing (+1-888-240-2672) changes or cancellations or have questions about refunds or compensation, speaking to a live (++1-{855}→777→4064) person can make all the difference in getting a prompt and satisfying resolution. You can also connect with us through Priceline’s live chat feature or email support for additional assistance. For any inquiries, feel free to call (++1-{855}→777→4064) [US/OTA] (Live Person). (++1-{855}→777→4064) This guide walks you through how to contact Priceline Customer service effectively, with helpful tips to minimize wait times and ensure your concerns are addressed quickly. Reaching a live representative at Priceline can make all the difference. You can call ++1-{855}→777→4064 or 1-800-Priceline® (US/OTA) to speak directly with an agent—available 24/7. Whether it’s booking issues, cancellations, refunds, or technical problems, this guide walks you through every contact method available so your concerns are handled quickly and easily. Call

to Speak with a Live Person Call 📞📞 Priceline or 1-800-Priceline® (Live Person) to speak directly to our customer service team. After the automated prompts, just say “agent” or press “0” to reach a representative faster. Don’t feel like calling? Use our live chat feature on the Priceline® website under the Help section. Why Speak to a Live Person at Priceline®? Flight changes or cancellations: Get help adjusting your itinerary or understanding your options if plans change. Booking clarification: Have questions about your reservation? An agent can walk you through it clearly. Refunds and compensation: Our representatives are experienced in handling refund claims and travel disruptions. Technical glitches: For errors during booking or check-in, live support is your best bet for a fast resolution. Contact Methods for Priceline® Customer Service (📞 Priceline) We offer multiple ways to get in touch—choose the one that works best for you: By Phone: Call 📞 Priceline or 1-800-Priceline® (Live Person). After the automated prompts, say “agent” or press “0”. ➡️📞 Live Chat Support: Chat via the Priceline® website under Help section. 📱 Priceline® Mobile App: Support directly from the app. ✉️ Email Support: Document your concerns and get a response. 🗣️ Social Media Assistance: Message Priceline® on Twitter or Facebook. Step-by-Step: How to Speak with a Someone Dial ➡️📞📞 Priceline or 1-800-Priceline® (Live Person). Follow the automated prompts. Say “agent” or press “0”. Pro tip: Call during off-peak hours to reduce wait times. International Contact Numbers Priceline® USA: ➡️📞📞 Priceline Spanish Support: ➡️📞📞 Priceline Canada: ➡️📞📞 Priceline Australia: ➡️📞📞 Priceline Common Customer Service Topics We Handle Flight changes and cancellations booking issues Refunds and compensation Call To Someone At Priceline® Representative Via Phone Visit the official Priceline® website or call ➡️📞📞 Priceline for assistance. How Do I Talk To Someone At Priceline®? Dial ➡️📞📞 Priceline or 1-800-Priceline® customer service hotline. Phone To Someone At Priceline® Representative By Phone For travel requirements, call ➡️📞📞 Priceline or use the Fly Priceline® app. Connect To Someone At Priceline® Representative Contact customer support ➡️📞📞 Priceline or 1-800-Priceline®. People Also Search: Call To Live Agent At Priceline® Contact To Live Agent At Priceline® Speak To Live Agent At Priceline® Talk To Live Agent At Priceline® Connect To Live Agent At Priceline® Phone To Live Agent At Priceline® Call To Someone At Priceline® Contact To Someone At Priceline® Speak To Someone At Priceline® Talk To Someone At Priceline® How to Contact a Live Person at Priceline Using Your Priceline Reservation Number Need help with an Priceline booking? The quickest way to resolve your issue is by contacting their customer service team directly. You can reach a live agent 24/7 by calling Priceline’s hotline at +1-{855}→777→4064 or the alternate number 1-800-Priceline. Whether you're managing a flight change, requesting a refund, or confirming a hotel booking, having your Priceline Reservation Number on hand will ensure faster support. Besides phone support, Priceline also provides assistance through live chat, email, and social media. This guide walks you through all the ways to get in touch with a real person and explains how your Priceline Reservation Number simplifies the process. Why It’s Best to Speak With a Real Person at Priceline While automated tools can handle simple tasks, many issues are best resolved with a human touch.

Here's when it helps to call a live agent at +1-{855}→777→4064: • Flight changes or cancellations: If your flight is rescheduled, delayed, or canceled, a live agent can assist in real time. Be ready to share your Priceline Reservation Number to expedite the process. • Clarifying travel details: Unsure about your itinerary or confirmation? Your Priceline Reservation Number helps the agent locate your booking instantly. • Refunds or compensation: For partial refunds, non-refundable bookings, or compensation claims, live assistance ensures nothing is missed. • Payment or technical issues: Booking not going through? Agents can resolve tech problems faster when you provide your Priceline Reservation Number upfront.

Priceline Customer Support Options

- 📞 **Call the Priceline Support Line** Dial +1-{855}→777→4064 or 1-800-Priceline to speak with a customer support representative. You'll be guided through a menu—choose the option that matches your concern. To avoid delays, keep your Priceline Reservation Number ready. ☰ Use the Live Chat Tool Visit Priceline.com, go to the "Help" section, and choose the Chat option. A real agent will assist you through text. You may be prompted to enter your Priceline Reservation Number for verification. 📱 Try the Priceline Mobile App Download the Priceline app for iOS or Android. Log in to your account and access the support section to start a call or live chat. Your Priceline Reservation Number is usually auto-filled from your account details. ✉️ **Email Priceline Support** For non-urgent matters, send an email through the Priceline Help Center. Include your Priceline Reservation Number in the subject or body to ensure a quicker and more accurate response. 🌐 **Contact via Social Media** Reach out to Priceline on platforms like Facebook or Twitter/X. Send a direct message and include your Priceline Reservation Number for quicker handling.

How to Talk to a Live Agent: Step-by-Step

1. Dial +1-{855}→777→4064.
2. Listen to the automated options carefully.
3. Choose the option for "existing bookings" or "technical support."
4. If asked for your Priceline Reservation Number, enter it using your keypad.
5. Can't proceed? Say "representative" or press 0 repeatedly to bypass the system and speak directly with an agent.

International Priceline Support Numbers

- United States: +1-{855}→777→4064
- Canada: +1-{855}→777→4064
- United Kingdom & Australia: Visit the official Priceline site for local numbers
- Spanish Support: Dial +1-{855}→777→4064 and request assistance in Español

Common Customer Service Topics

- ✈️ **Flight Adjustments** Need to change your departure date or cancel your flight? Agents can process your request quickly using your Priceline Reservation Number.
- 🏨 **Hotel Booking Problems** Wrong check-in date or missing hotel confirmation? Contact support with your Priceline Reservation Number to fix it fast.
- 💰 **Refunds & Travel Credits** For cancellations, partial refunds, or future travel credits, your Priceline Reservation Number ensures the right booking is updated or credited.

Best Time to Contact Priceline Support

- Early mornings (before 9 AM) and late nights (after 9 PM) generally have shorter wait times.
- Weekdays are less busy than weekends and holidays.
- Always have your Priceline Reservation Number ready to avoid delays.

Final Thoughts Getting help from a live person at Priceline is simple when you know the process. Whether you're calling, chatting, emailing, or messaging on social media, your Priceline Reservation Number is the key to

unlocking quick, accurate assistance. For the fastest resolution, dial +1-{855}→777→4064 today and let Priceline's trained support team assist you with confidence.

How to Reach a Live Person at Priceline Using Your Priceline Hotel Booking Number

If you need help with a hotel reservation through Priceline, the fastest way to resolve your issue is by contacting their customer support. You can speak directly with a live representative 24/7 by calling +1-{855}→777→4064 or 1-800-Priceline. Whether you're adjusting your check-in dates, requesting a refund, or confirming your booking, having your Priceline Hotel Booking Number on hand will ensure quicker and more accurate support. Besides phone assistance, Priceline also offers live chat, email, mobile app support, and even help through social media. This guide covers all the ways you can connect with an Priceline agent and explains how your Priceline Hotel Booking Number makes the process smoother.

Why Contact a Live Person Using Your Priceline Hotel Booking Number?

While Priceline's automated system can handle some requests, there are many situations where speaking to a live agent is more effective. Here's when calling +1-{855}→777→4064 with your Priceline Hotel Booking Number can help:

- **Date Changes or Cancellation:** Need to modify or cancel a hotel reservation? An agent can quickly assist you when you provide your Priceline Hotel Booking Number.
- **Booking Confirmation Issues:** Didn't receive a confirmation email or the hotel can't find your reservation? Calling with your Priceline Hotel Booking Number helps resolve the confusion.
- **Refund Requests:** If you're eligible for a refund due to cancellation or dissatisfaction, providing your Priceline Hotel Booking Number speeds up the claim process.
- **Technical or Payment Errors:** Problems with payment or system glitches during booking can be solved efficiently with the help of an agent and your Priceline Hotel Booking Number.

Priceline Customer Support Options

- 📞 **Call Priceline Customer Service** Dial +1-{855}→777→4064 or 1-800-Priceline and follow the prompts. Choose the option related to hotel bookings and be prepared to provide your Priceline Hotel Booking Number when asked.
- 💬 **Use the Live Chat Tool** Visit Priceline.com, go to the "Help" section, and select the Chat option. Enter your Priceline Hotel Booking Number when prompted to speed up the process.
- 📱 **Support via Mobile App** Using the Priceline mobile app, you can chat or call support directly. Your Priceline Hotel Booking Number is often auto-filled if you're logged in.
- ✉️ **Email Customer Service** Send an email through Priceline's Help Center for less urgent concerns. Include your Priceline Hotel Booking Number in the message for efficient tracking and resolution.
- 🌐 **Reach Out on Social Media** Message Priceline on platforms like Facebook or Twitter/X. Including your Priceline Hotel Booking Number in your private message helps agents locate your reservation faster.

Step-by-Step: How to Speak to a Real Agent

1. Call +1-{855}→777→4064
2. Follow the voice prompts to reach hotel bookings
3. Enter or say your Priceline Hotel Booking Number when requested
4. Press "0" or say "agent" if you wish to skip automated options
5. Speak to a live Priceline representative

Priceline International Support Contacts

- **U.S. and Canada:** +1-{855}→777→4064
- **UK / Australia:** Check Priceline's official website for regional numbers
- **Spanish-Speaking Support:** Call +1-{855}→777→4064 and select Spanish language support

Common Hotel-Related

Customer Service Queries 🏨 Hotel Booking Modifications Whether you need to change your check-in date or guest details, support agents can make changes when you provide your Priceline Hotel Booking Number. ❌ Cancellations or No-Show Refunds If you missed your reservation or canceled late, having your Priceline Hotel Booking Number helps customer service verify eligibility for a refund. ? Missing or Incorrect Reservation Can't find your confirmation? Hotel has no record of your booking? Call Priceline with your Priceline Hotel Booking Number for verification and correction. When's the Best Time to Call? • Early mornings (before 9 AM) or late evenings (after 9 PM) usually have shorter wait times • Avoid peak hours on weekends and holidays • Always keep your Priceline Hotel Booking Number ready before you call or chat Final Thoughts Contacting Priceline support is simple and fast when you have your Priceline Hotel Booking Number ready. Whether by phone, chat, mobile app, or email, this number ensures that the agent can quickly access your reservation and provide personalized help. For immediate assistance, dial +1-{855}→777→4064 and resolve your hotel-related issues without the wait. Priceline Customer Service Number: +1-{855}→777→4064 If you're having issues with bookings, cancellations, refunds, or need general assistance, follow these 15 easy steps to get in touch with Priceline customer service and speak to a live representative.

1. Dial the Priceline Customer Service Number Call +1-{855}→777→4064 — the fastest way to reach Priceline customer service and speak to a live agent.
2. Listen Carefully to the IVR Menu Priceline uses an interactive voice response (IVR) system. Wait for the menu options to be announced clearly.
3. Select Your Language Choose your preferred language (English, Spanish, etc.) when prompted.
4. Press the Right Key for Existing Bookings To manage or inquire about a booking, press the appropriate number indicated by the IVR.
5. Enter Booking Details (if prompted) Have your itinerary number or email address ready, as Priceline might request this to verify your account.
6. Choose the Type of Assistance Needed Options often include hotel reservations, flights, car rentals, cancellations, and refunds. Choose the right one to be directed to the appropriate department.
7. Press "0" to Reach a Live Agent If you're unsure which option to choose, pressing "0" often redirects you to a live representative.
8. Wait Patiently on Hold Depending on call volume, you might have to wait. Use speakerphone to free your hands while waiting.
9. Use Priceline App or Website Simultaneously While on hold, log into your Priceline account on the app or website. It may help expedite your issue when speaking to the agent.
10. Verify Your Identity When connected, be ready to confirm personal information such as your name, booking ID, email, or phone number.
11. Clearly Explain Your Concern Describe your issue concisely to help the Priceline customer service agent assist you efficiently.
12. Take Notes Write down the representative's name, call time, and any resolution steps or confirmation numbers provided.
13. Ask for an Email Confirmation If changes or refunds are made, ask the representative to email you the confirmation.
14. Request Escalation If Necessary If the agent can't resolve your issue, politely ask to speak with a supervisor.
15. Follow Up If Needed If your concern remains unresolved, call Priceline customer service number 1-888-2402672 again and reference your previous conversation.

Bonus Tip:

You can also reach Priceline through their Help Center online or via chat, but calling Priceline customer service number +1-{855}→777→4064 is usually faster for urgent issues. If you'd like this article formatted for a blog or PDF, or need a Spanish version, let me know! People Also Search: • Call To Live Agent At Priceline • Contact To Live Agent At Priceline • Speak To Live Agent At Priceline • Talk To Live Agent At Priceline • Connect To Live Agent At Priceline • Phone To Live Agent At Priceline • Call To Someone At Priceline • Contact To Someone At Priceline • Speak To Someone At Priceline • Talk To Someone At Priceline • Connect To Someone At Priceline • Phone To Someone At Priceline • Speak Directly At Priceline • Speak With Live Person On Priceline • Contact Live Person At Priceline • Contact To Priceline Representative • Speak To Live Agent At Priceline Customer Services • Speak To Priceline Help Desk • Call To Priceline Help Desk • Talk To Priceline Help Desk

How to Reach a Live Person at Priceline Using Your Priceline Hotel Booking Number

If you need help with a hotel reservation through Priceline, the fastest way to resolve your issue is by contacting their customer support. You can speak directly with a live representative 24/7 by calling +1-{855}→777→4064 or 1-800-Priceline. Whether you're adjusting your check-in dates, requesting a refund, or confirming your booking, having your Priceline Hotel Booking Number on hand will ensure quicker and more accurate support. Besides phone assistance, Priceline also offers live chat, email, mobile app support, and even help through social media. This guide covers all the ways you can connect with an Priceline agent and explains how your Priceline Hotel Booking Number makes the process smoother.

Why Contact a Live Person Using Your Priceline Hotel Booking Number?

While Priceline's automated system can handle some requests, there are many situations where speaking to a live agent is more effective. Here's when calling +1-{855}→777→4064 with your Priceline Hotel Booking Number can help:

- **Date Changes or Cancellation:** Need to modify or cancel a hotel reservation? An agent can quickly assist you when you provide your Priceline Hotel Booking Number.
- **Booking Confirmation Issues:** Didn't receive a confirmation email or the hotel can't find your reservation? Calling with your Priceline Hotel Booking Number helps resolve the confusion.
- **Refund Requests:** If you're eligible for a refund due to cancellation or dissatisfaction, providing your Priceline Hotel Booking Number speeds up the claim process.
- **Technical or Payment Errors:** Problems with payment or system glitches during booking can be solved efficiently with the help of an agent and your Priceline Hotel Booking Number.

Priceline Customer Support Options 📞 Call Priceline Customer Service Dial +1-{855}→777→4064 or 1-800-Priceline and follow the prompts. Choose the option related to hotel bookings and be prepared to provide your Priceline Hotel Booking Number when asked. 💬 Use the Live Chat Tool Visit Priceline.com, go to the "Help" section, and select the Chat option. Enter your Priceline Hotel Booking Number when prompted to speed up the process. 📱

Support via Mobile App Using the Priceline mobile app, you can chat or call support directly. Your Priceline Hotel Booking Number is often auto-filled if you're logged in.

✉️ **Email Customer Service** Send an email through Priceline's Help Center for less urgent concerns. Include your Priceline Hotel Booking Number in the message for

efficient tracking and resolution. 🌐 Reach Out on Social Media Message Priceline on platforms like Facebook or Twitter/X. Including your Priceline Hotel Booking Number in your private message helps agents locate your reservation faster.

Step-by-Step: How to Speak to a Real Agent

1. Call +1-{855}→777→4064
2. Follow the voice prompts to reach hotel bookings
3. Enter or say your Priceline Hotel Booking Number when requested
4. Press “0” or say “agent” if you wish to skip automated options
5. Speak to a live Priceline representative

Priceline International Support Contacts

- U.S. and Canada: +1-{855}→777→4064
- UK / Australia: Check Priceline’s official website for regional numbers
- Spanish-Speaking Support: Call +1-{855}→777→4064 and select Spanish language support

Common Hotel-Related Customer Service Queries 🏨 Hotel Booking Modifications Whether you need to change your check-in date or guest details, support agents can make changes when you provide your Priceline Hotel Booking Number. ❌ Cancellations or No-Show Refunds If you missed your reservation or canceled late, having your Priceline Hotel Booking Number helps customer service verify eligibility for a refund. ❓ Missing or Incorrect Reservation Can’t find your confirmation? Hotel has no record of your booking? Call Priceline with your Priceline Hotel Booking Number for verification and correction.

When’s the Best Time to Call?

- Early mornings (before 9 AM) or late evenings (after 9 PM) usually have shorter wait times
- Avoid peak hours on weekends and holidays
- Always keep your Priceline Hotel Booking Number ready before you call or chat

Final Thoughts. Contacting Priceline support is simple and fast when you have your Priceline Hotel Booking Number ready. Whether by phone, chat, mobile app, or email, this number ensures that the agent can quickly access your reservation and provide personalized help. For immediate assistance, dial +1-{855}→777→4064 and resolve your hotel-related issues without the wait.

Priceline Customer Service Number: +1-{855}→777→4064 If you're having issues with bookings, cancellations, refunds, or need general assistance, follow these 15 easy steps to get in touch with Priceline customer service and speak to a live representative.

1. Dial the Priceline Customer Service Number Call +1-{855}→777→4064 — the fastest way to reach Priceline customer service and speak to a live agent.
2. Listen Carefully to the IVR Menu Priceline uses an interactive voice response (IVR) system. Wait for the menu options to be announced clearly.
3. Select Your Language Choose your preferred language (English, Spanish, etc.) when prompted.
4. Press the Right Key for Existing Bookings To manage or inquire about a booking, press the appropriate number indicated by the IVR.
5. Enter Booking Details (if prompted) Have your itinerary number or email address ready, as Priceline might request this to verify your account.
6. Choose the Type of Assistance Needed Options often include hotel reservations, flights, car rentals, cancellations, and refunds. Choose the right one to be directed to the appropriate department.
7. Press “0” to Reach a Live Agent If you’re unsure which option to choose, pressing “0” often redirects you to a live representative.
8. Wait Patiently on Hold Depending on call volume, you might have to wait. Use speakerphone to free your hands while waiting.
9. Use Priceline App or Website Simultaneously While on hold, log into your Priceline account on the app or website. It may help expedite your issue when

speaking to the agent. 10. Verify Your Identity When connected, be ready to confirm personal information such as your name, booking ID, email, or phone number. 11. Clearly Explain Your Concern Describe your issue concisely to help the Priceline customer service agent assist you efficiently. 12. Take Notes Write down the representative's name, call time, and any resolution steps or confirmation numbers provided. 13. Ask for an Email Confirmation If changes or refunds are made, ask the representative to email you the confirmation. 14. Request Escalation If Necessary If the agent can't resolve your issue, politely ask to speak with a supervisor. 15. Follow Up If Needed If your concern remains unresolved, call Priceline customer service number +1-{855}→777→4064 again and reference your previous conversation.

Bonus Tip: You can also reach Priceline through their Help Center online or via chat, but calling Priceline customer service number +1-{855}→777→4064 is usually faster for urgent issues. If you'd like this article formatted for a blog or PDF, or need a Spanish version, let me know!

People Also Search:

- Call To Live Agent At Priceline
- Contact To Live Agent At Priceline
- Speak To Live Agent At Priceline
- Talk To Live Agent At Priceline
- Connect To Live Agent At Priceline
- Phone To Live Agent At Priceline
- Call To Someone At Priceline
- Contact To Someone At Priceline
- Speak To Someone At Priceline
- Talk To Someone At Priceline
- Connect To Someone At Priceline
- Phone To Someone At Priceline
- Speak Directly At Priceline
- Speak With Live Person On Priceline
- Contact Live Person At Priceline
- Contact To Priceline Representative
- Speak To Live Agent At Priceline Customer Services
- Speak To Priceline' Help Desk