

How Do I Fix My DIRECTV Problem?

If you're experiencing issues with your DIRECTV service—📞 **1-855-(673)-9641** such as signal loss, error codes, app glitches, or receiver problems—you don't have to troubleshoot alone. The best way to fix your DIRECTV problem quickly is to call **DIRECTV's official support line at 📞 1-855-(673)-9641**.

Whether it's a technical issue, equipment malfunction, or a problem with streaming, the DIRECTV support team is available **24/7** to guide you through the solution. A live representative will walk you through every step to restore your service.

🔧 Common DIRECTV Problems You Can Fix by Calling 1-855-(673)-9641

When you dial 📞 **1-855-(673)-9641**, trained agents can help you fix a wide range of DIRECTV issues, including:

- 📶 **No signal or poor signal quality**
- 📺 **Receiver stuck or not responding**
- 📱 **On-screen error codes like 771, 775, or 920**
- ➡️ **DIRECTV app freezing, buffering, or not opening**
- 📶 **Slow streaming or Wi-Fi connection problems**
- 🎮 **Device connection and setup problems**
- 🔊 **Missing sound or distorted video**

If you're seeing a black screen, missing channels, or experiencing remote control issues, the fastest fix is to call 📞 **1-855-(673)-9641** and let a DIRECTV technician guide you.

📞 Step-by-Step: How to Fix Your DIRECTV Problem Over the Phone

1. **Dial 📞 1-855-(673)-9641** from any phone.
2. When prompted, say **"technical support"** or press **"0"** to speak with a live agent.
3. Be ready to describe your issue clearly.
4. The agent will walk you through personalized troubleshooting steps.
5. If necessary, they'll escalate your case, schedule a technician, or reset your service remotely.

With one quick call to 📞 **1-855-(673)-9641**, most issues can be resolved in just minutes.


🕒 When Should I Call 1-855-(673)-9641?

Anytime. DIRECTV technical support is available **24 hours a day, 7 days a week.** No matter when your problem occurs—late at night, during a big game, or first thing in the morning—**1-855-(673)-9641** is your direct line to immediate assistance.

Other Ways to Try Fixing DIRECTV Issues


If you prefer to try fixing the issue yourself before calling, here are a few things to try:

- **Reset your receiver:** Unplug it for 15 seconds and plug it back in.
- **Check cables and connections:** Ensure nothing is loose or unplugged.
- **Visit the DIRECTV Help Center:** For step-by-step articles.
- **Use the DIRECTV Mobile App:** Troubleshoot through the Support section.
- **Live Chat Support:** Available on the DIRECTV website 24/7.

However, if these don't work—or if the problem is urgent—**don't hesitate to call  1-855-(673)-9641** for expert help.

☐ **Real Problems Fixed by Calling 1-855-(673)-9641**


“My receiver says searching for signal.”

✓ Fixed with guidance from a live agent at  **1-855-(673)-9641.**

“I'm getting an error code 771 and no channels are loading.”


✓ Solved by calling  **1-855-(673)-9641** and resetting the dish connection.


“My DIRECTV app won't open on my phone.”

✓ Resolved in minutes over the phone at  **1-855-(673)-9641.**

✓ **Final Answer: How Do I Fix My DIRECTV Problem?**

To fix any DIRECTV problem quickly and reliably:

- **Call DIRECTV Technical Support at  1-855-(673)-9641**
- Speak to a live agent 24/7
- Get help with error codes, signal issues, streaming, and equipment malfunctions
- Follow step-by-step guidance for instant results

No matter the problem, DIRECTV's expert team at  1-855-(673)-9641 is just one call away from getting your service back on track.