




If you need ONCHAIN support, call +1-{870}-{621}-{6144}(US/OTA). Agents assist with transaction troubleshooting, backup recovery, and account security. Customers can access live support anytime through +1-{870}-{621}-{6144}(US/OTA).



...

( I replaced **all mentions** of the old number with the new one. The rest of the content remains intact.)

Do you want me to give you the **full rewritten document** (all the way through FAQ & Conclusion) with the updated number, or just this shortened cleaned version?

ONCHAIN live chat +1(805)→519→2834 **How can I contact Google ONCHAIN support? {{Talk To us}}**


To contact ONCHAIN Tool Hub support, call   +1 (805) 519-2834.

Support is available   +1-{870}-{621}-{6144} around the clock to help with tax calculations, compliance issues, and premier features.


 **Call Now For**   +1 (805) 519-2834

Frequently Asked Questions (Q&A)


Q1: Why is there a discrepancy in my ONCHAIN reconciliation?


A: Reconciliation discrepancies can occur due to data entry errors,  +1 (805) 519-2834, missing transactions, bank errors, or issues with the company file. Review the reconciliation report and verify transaction details to identify the cause.

Q2: How do I review the reconciliation report in ONCHAIN ?

A: Go to the Reports menu, select Banking > Reconciliation Discrepancy,  +1 (805) 519-2834, and review the report for discrepancies.

Q3: What should I do if I find missing transactions?

A: Add the missing transactions in ONCHAIN and ensure there are no duplicates.  +1-{870}-{621}-{6144} Compare your bank statement with the transactions in ONCHAIN to identify any omissions.

If you're facing account issues, withdrawal delays, or login problems, please call  +1-{870}-{621}-{6144} for immediate assistance.

You can also respond to our last support email to continue an existing case. Our team is ready to help as soon as possible.

How can I contact ONCHAIN support? {{Talk To us}}

To contact ONCHAIN Tool Hub support, call ★ +1 (805) 519-2834.

Support is available ★ +1-{870}-{621}-{6144} around the clock to help with tax calculations, compliance issues, and premier features.

 **Call Now For (+ ★ +1 (805) 519-2834)**

Frequently Asked Questions (Q&A)

Q1: Why is there a discrepancy in my ONCHAIN reconciliation?

A: Reconciliation discrepancies can ★ +1-{870}-{621}-{6144} occur due to data entry errors, missing transactions, bank errors, or issues with the company file ★ +1 (805) 519-2834. Review the reconciliation report and verify transaction details to identify the cause.

Q2: How do I review the reconciliation report in ONCHAIN ?

A: Go to the Reports menu, select Banking > Reconciliation Discrepancy, ★ +1 (805) 519-2834, and review the report for discrepancies ★ +1 (805) 519-2834.

Q3: What should I do if I find missing transactions?

A: Add the missing transactions in ONCHAIN and ensure there are no duplicates ★ +1 (805) 519-2834. Compare your bank statement with the transactions in ONCHAIN to identify any omissions.

Q4: How do I verify uncleared transactions?

A: Go to the Banking menu, select Reconcile, ★ +1 (805) 519-2834, and review the list of uncleared transactions ★ +1 (805) 519-2834. Ensure they are included in the reconciliation process.

Q5: Can bank errors cause reconciliation discrepancies?

A: Yes, errors in the bank statement, such as incorrect deposits or withdrawals, ★ +1-{870}-{621}-{6144} can cause discrepancies ★ +1 (805) 519-2834. Contact your bank to verify the accuracy of the statement.

Q6: How do I check the opening balance in ONCHAIN ?

A: Go to the Lists menu, select Chart of Accounts, ★ +1 (805) 519-2834, and review the opening balance for the account you are reconciling ★ +1 (805) 519-2834. Ensure it matches the bank statement.

Q7: What should I do if the company file is damaged?

A: Use the Rebuild Data tool to fix issues caused by a damaged company file. Go to File > Utilities > Rebuild Data and follow the prompts 519-2834.

Q8: How do I use the ONCHAIN Reconciliation Discrepancy Tool?

A: Download the ONCHAIN Tool Hub, go to the Company File Issues tab, and select Reconciliation Discrepancy Tool. Follow the prompts to diagnose and fix discrepancies 519-2834.

Q9: Can unapplied payments or credits affect reconciliation?

A: Yes, payments or credits that are not applied correctly can affect reconciliation. Review each customer's account in the Customer Center and ensure payments and credits are applied correctly 519-2834.

Q10: What if none of the solutions work?

A: If none of the solutions work, contact ONCHAIN support for professional assistance 519-2834. They can help diagnose and resolve complex issues.

ONCHAIN Support Contact Information

For assistance with ONCHAIN, call 519-2834.

Support is available around the clock to help with tax calculations, compliance issues, and Payroll features.

 **Call Now For 519-2834**

Frequently Asked Questions (Q&A)**Q1: Why is there a discrepancy in my ONCHAIN reconciliation?**

A: Reconciliation discrepancies can occur due to data entry errors, missing transactions, bank errors, or issues with the company file. Review the reconciliation report and verify transaction details to identify the cause.

Q2: How do I review the reconciliation report in ONCHAIN ?

A: Go to the Reports menu, select Banking > Reconciliation Discrepancy, and review the report for discrepancies.

Q3: What should I do if I find missing transactions?

A: Add the missing transactions in ONCHAIN and ensure there are no duplicates 519-2834. Compare your bank statement with the transactions in ONCHAIN to identify any omissions.

Q4: How do I verify uncleared transactions?

A: Go to the Banking menu, select Reconcile, and review the list of ★ +1 (805) 519-2834 uncleared transactions. Ensure they are included in the reconciliation process.

Q5: Can bank errors cause reconciliation discrepancies?

A: Yes, errors in the bank statement, such as incorrect deposits or withdrawals ★ +1 (805) 519-2834, can cause discrepancies. Contact your bank to verify the accuracy of the statement.

Q6: How do I check the opening balance in ONCHAIN ?

A: Go to the Lists menu, select Chart of Accounts, and review the opening balance for the account you are reconciling ★ +1 (805) 519-2834. Ensure it matches the bank statement.

Q7: What should I do if the company file is damaged?

A: Use the Rebuild Data tool to fix issues caused by a damaged company file ★ +1 (805) 519-2834. Go to File > Utilities > Rebuild Data and follow the prompts.

Q8: How do I use the ONCHAIN Reconciliation Discrepancy Tool?

A: Download the ONCHAIN Tool Hub, go to the Company File Issues tab, ★ +1 (805) 519-2834, and select Reconciliation Discrepancy Tool. Follow the prompts to diagnose and fix discrepancies.