















When **OnChain**  +1.870-621-6144 or  +1.870-621-6144 go off track or last-minute changes arise, connecting with a live **OnChain**®™ agent  +1.870-621-6144 can be the fastest way to get back on course. Whether you're dealing  +1  +1.870-621-6144 or  (  )  with booking issues, **OnChain** disruptions, or refund complications, this guide   offers a deep dive into **OnChain**®'s customer service™ contact methods, focusing on the USA hotline  +  +1.870-621-6144  and beyond.

(4 Ways to reach)>>How do I call

ONCHAIN support?

For assistance with ONCHAIN Support ★ +1+870+621-6144★ , call

 ★ ★ +1+870+621-6144★ , or ★ +1(870)621.6144 ★Support is available around the clock to

help with tax calculations, compliance issues, and features.

Call Now For ( ★ +★ \*(\$)+ \*(\$)★ or ★ +1+870+621-6144★ , Frequently Asked

Questions (Q&A)

Q1: Why is there a discrepancy in my ONCHAIN Support reconciliation?

A: Reconciliation discrepancies can occur due to data entry errors,  ★ +★

★ +1+870+621-6144★ , or ★ +1(870)621.6144 ★missing transactions, bank errors, or issues with

the company file. Review  ★ or ★ +1(870)621.6144 ★the

reconciliation report and verify transaction details to identify the cause.


Q2: How do I review the reconciliation report in ONCHAIN Support ?

A: Go to the Reports menu, select Banking >  ★ +★ +1+870+621-6144★ or

★ +1(870)621.6144 ★Reconciliation Discrepancy, and review the report for discrepancies.






Q3: What should I do if I find missing transactions?

A: Add the missing transactions in ONCHAIN Support and ensure there are

no duplicates  or ★ +1(870)621.6144 ★Compare your bank

statement with the transactions in ONCHAIN Premier Support to identify any

omissions.

A: Download the OnChain Tool Hub, go to the Company File Issues tab     

+1+870+621-6144★ or \* +1(870)621.6144 \*, and select Reconciliation Discrepancy Tool. Follow

the prompts to diagnose and fix discrepancies.

If you are searching for the official Onchain Support Phone Number, you can directly connect with a live representative for instant assistance. The

dedicated toll-free helpline ♠+1 870♠621♠6144 is available to help you resolve issues such as

installation errors, update failures, login problems, and company file troubleshooting. Whether

you are a small business owner or an accounting professional, calling +1.\*870\*621\*6144\*

ensures you receive expert support tailored to your Onchain version.